



SCHOOL SAFETY

MANAGEMENT INFORMATION SYSTEM

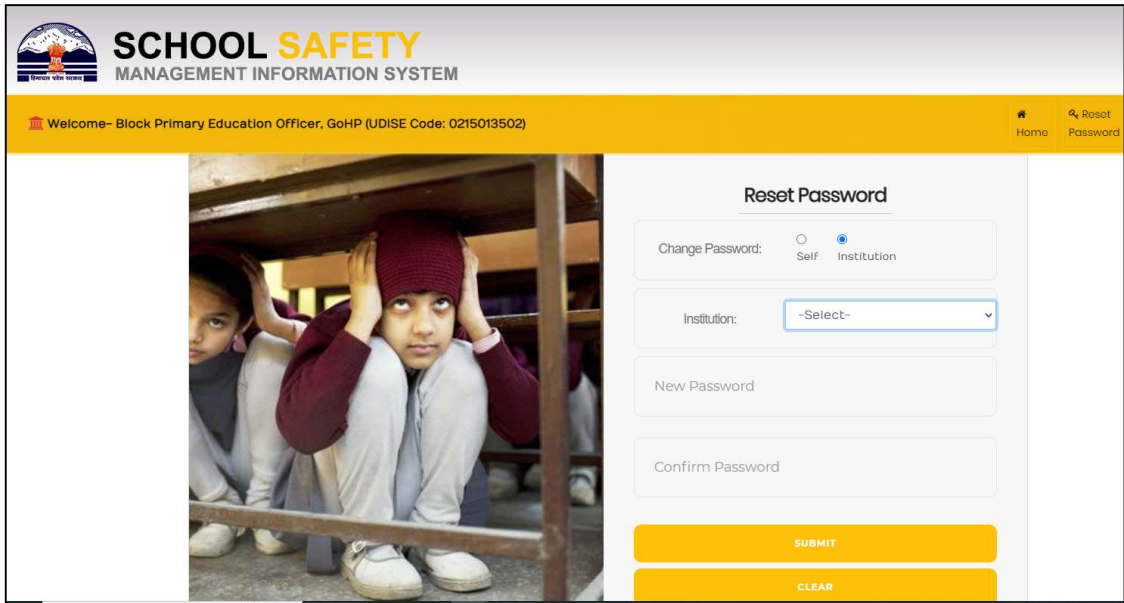
FORGOT PASSWORD:

In School safety MIS, there is *Reset Password* option at different office level user. The user can either change own password or can change the password of its subordinate offices.

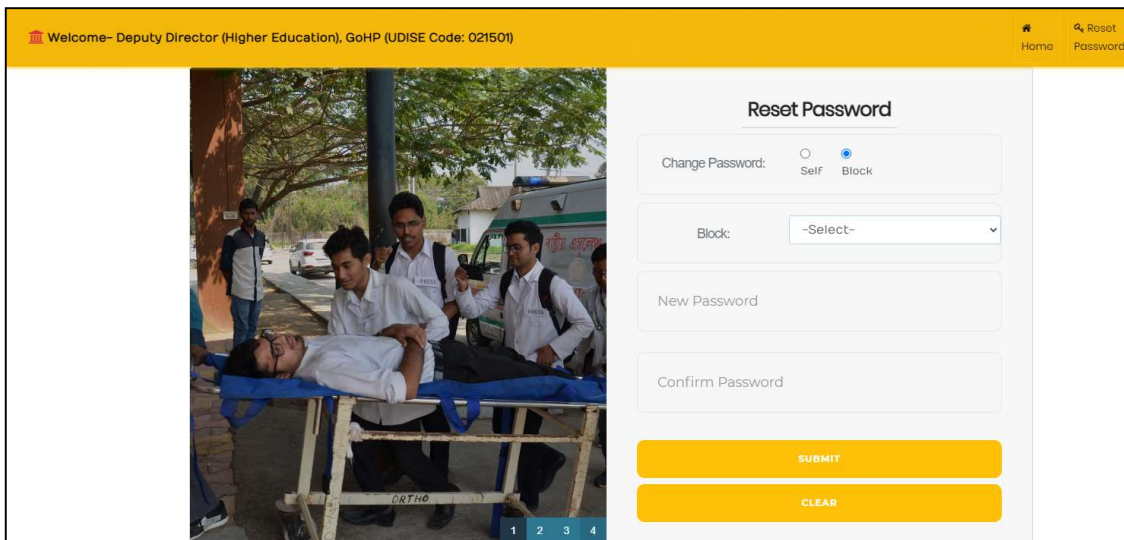
1. An Institution user can reset only own password by authenticating the *old password*.

The screenshot displays the 'Reset Password' interface within the School Safety MIS. At the top left is the system logo and name. Below it, a yellow navigation bar contains the text 'Welcome- GPS SALNOO (UDISE Code: 2080100401)' and a 'Home' link. The main content area is split into two sections: a large image on the left showing medical personnel attending to a patient on a stretcher, and a white form on the right. The form is titled 'Reset Password' and contains three input fields: 'Old Password', 'New Password', and 'Confirm Password'. At the bottom of the form are two yellow buttons labeled 'SUBMIT' and 'CLEAR'.


2. A Block level user can change its own password or it can also change the passwords for the institutions under this Block.



- 3. A District level user can change its own password or can also change the passwords for the blocks under this District.




- 4. A state level user can change its own password, the Districts under this state or the other users of State.



SCHOOL SAFETY

MANAGEMENT INFORMATION SYSTEM

Welcome- Director (Higher Education), GoHP (UDISE Code: 0202) [Home](#)



Reset Password

Change Password: Self District State

State:

New Password

Confirm Password